

Add Edvantage to your mobile home screen

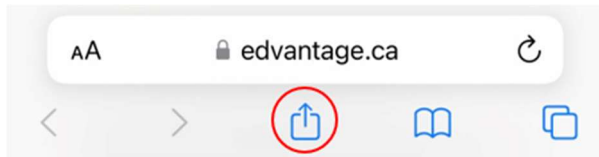
On any mobile device, you can add our Edvantage website to your home screen to make your discounts more accessible.

Safari on iPhone and iPad Devices

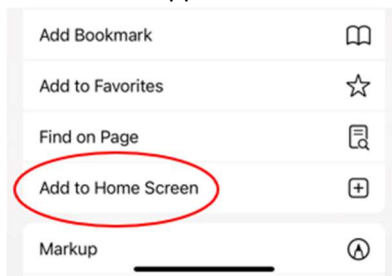
1. Open up your Safari browser app.

Note: For Apple devices, Safari is the only browser with this functionality.

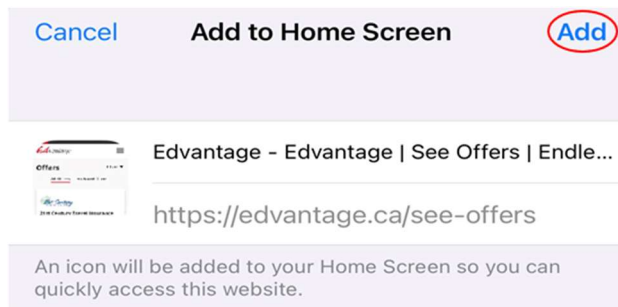
2. Go to <https://www.edvantage.ca/see-offers>. On your Safari toolbar, tap the share icon (📄). For **iPhone**, this icon will be near the bottom. For **iPad**, the icon will be located in the upper-right corner beside the address bar.



3. A menu will appear. Click **“Add to Home Screen”**.



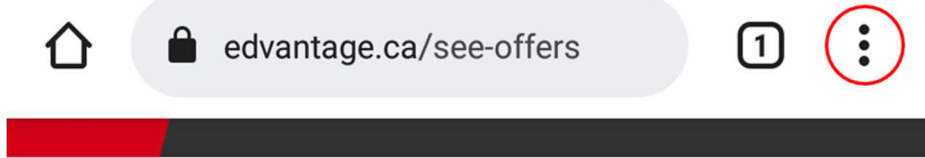
4. Next, add a title that you wish the Edvantage shortcut to be saved as. Then click **“Add”**.



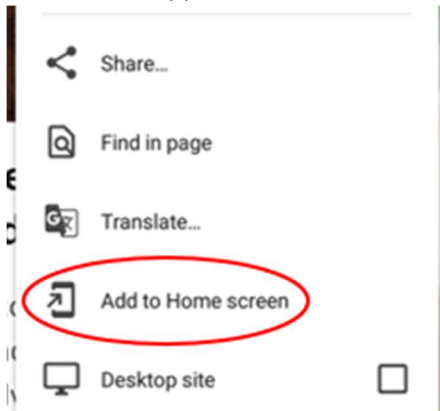
5. Done! The website is now displayed as a shortcut on your home screen, just like any other app. When launched, it will open up the Edvantage ‘Offers’ page in your Safari browser.

Chrome on Android Devices (Samsung, Google, OnePlus, etc.)

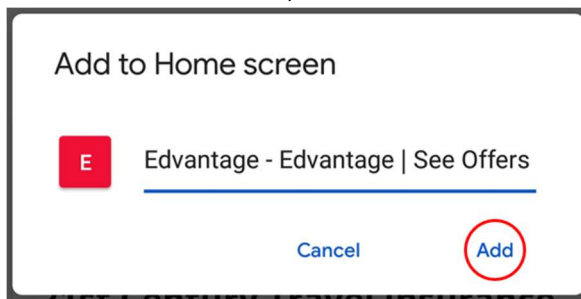
1. Open up your Chrome browser app.
2. Go to <https://www.edvantage.ca/see-offers>. Click the Chrome menu icon (⋮).



3. A menu will appear. Click **"Add to Home Screen"**.



4. Give the shortcut a title, and click **"Add"**.



*Some Android devices may display an additional prompt that allows you to either **touch & hold** to place the icon yourself, or you can click **"Add Automatically"**.*

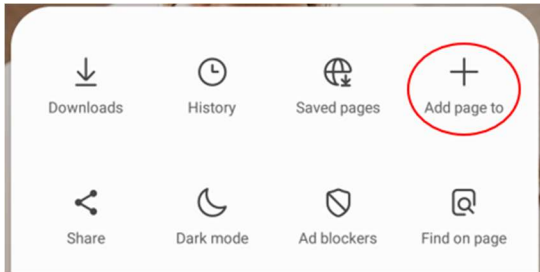
5. Done! The website is now displayed as a shortcut on your home screen, just like any other app. When launched, it will open up the Edvantage 'Offers' page in your Chrome browser.

Samsung Internet on Samsung Devices

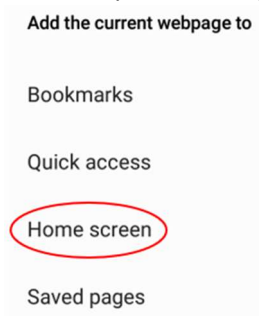
1. Open up your Samsung Internet browser app.
2. Go to <https://www.edvantage.ca/see-offers>. Click the Samsung menu icon (☰). The Edvantage website's menu icon looks very similar, so make sure to click the menu icon in your Samsung Internet tool bar.



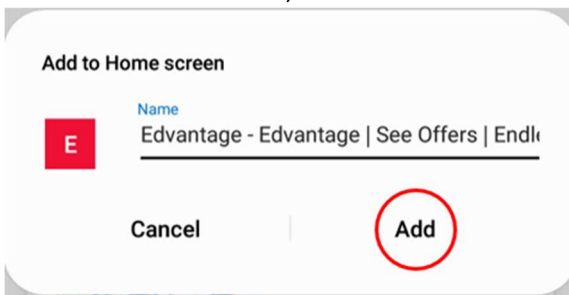
3. A menu will appear. Click **"Add page to"**.



4. Several options will appear. Select **"Home screen"**.



5. Give the shortcut a title, and click **"Add"**



6. Done! The website is now displayed as a shortcut on your home screen, just like any other app. When launched, it will open up the Edvantage 'Offers' in your Chrome browser.

This functionality is widely available among many different browser and mobile devices. Feel free to reach out to marketing@edvantage.ca for help if your specific device/browser is not listed.